

For ages
6 & up!



A Fun Guide

to Storytelling and Activities

This material is a non-profit initiative by Me Books Asia to empower educators and students. Strictly not for sale or promotional purposes.



Inspired by:

George's Dragon Goes to School
by Claire Freedman



Me Books

Fun reading starts here!





Foreword

Hello educators!

This serves as a storytelling and activity guide to make learning fun and interactive in the classroom. We want to inspire young learners by bringing stories to life.

We hope you and your students enjoy the contents of this guide just as much as we do!

Me Books Asia



All Rights Reserved

This educational project is an initiative by Me Books Asia. No form of duplication and reproduction of the content therein the publication is allowed, exempting internal circulation for educational purposes within the grounds.



OVERVIEW & PURPOSE

An ode to the value of friendship between a boy and a dragon, as they take their adventure to school! A great story to tell at the start of a new school term.

LEARNING OUTCOME

1. Learn about different kinds of pet animals.
2. Precautions you can take during a fire emergency.
3. Teach students about mindfulness.

Contents

Activities - during storytelling	1
Activities - post-storytelling	5
Novice	6
Bring My Pet to School Day! (10 Mins)	
Can I Keep Them As Pets? (10 Mins)	
X-Raying My Pet (10 Mins)	
Intermediate	8
Find the Pet! (20 Mins)	
Who Will I Bring? (20 Mins)	
Sparky Fire (25 Mins)	
Advanced	12
Fire Away! (40 Mins)	
Clumsy Sparky (40 Mins)	
Pet Responsibilities (40 Mins)	



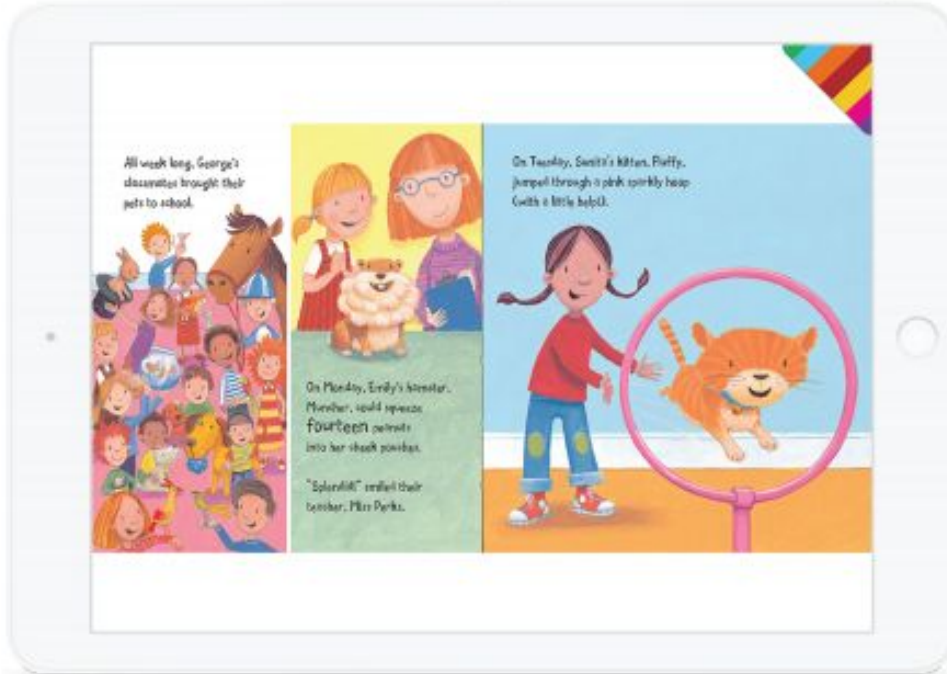
ACTIVITIES

- during storytelling



Engaging children with creative play and questions that involve participation throughout the process.

1 What different pets do you see? (Hamster? Kitten? Horse?)



2 Bark three times like Rufus!



3

What should you do if you were Sneezing Sparky?

(Answer: Cover your mouth before sneezing!)




4

What colour was the smoke? (Answer: Pink)



5

Swim in the pool, everyone! Do diving or swimming actions here.





ACTIVITIES

- post-storytelling



Each level is based on the difficulty of the activity and approximately how long each activity will take.



1.1 Bring My Pet To School Day!


Instructions:

Draw different pets for each day in "Bring Your Pet To School" day.

What students will learn:

Cultivating imaginative thinking and creativity in students.

Example:



1.2 Can I Keep Them As Pets?

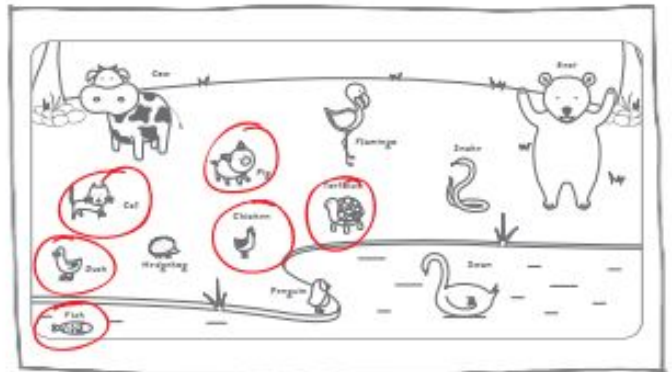
Instructions:

Circle and colour the domestic animals that can be kept as pets compared to wild animals that cannot be kept as pets.

What students will learn:

To differentiate wild animals from domestic animals.

Answer:



Retrieve the template from page 16 or

download activity sheet here:
<https://bit.ly/2GFNpkF>



NOVICE LEVEL

TIME



1.3 X-Raying My Pet

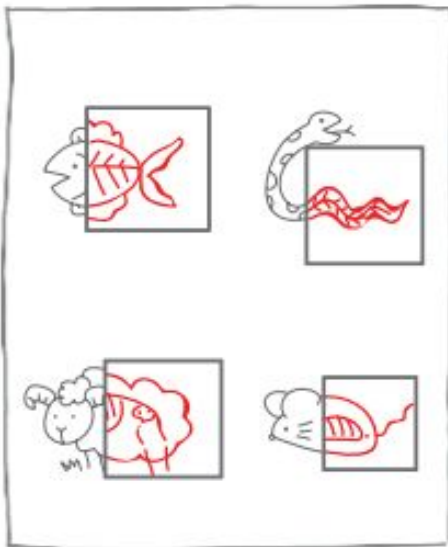
Instructions:

Draw the X-rays for the animals.

What students will learn:

A basic introduction to X-ray.

Answers:



Retrieve the template from page 17 or

download activity sheet here:

<https://bit.ly/2FjmbPH>



2.1 Find the Pet!


Instructions:

Complete this word search puzzle containing all the different pets.

What students will learn:

Training students to identify and match animals through pictures and words.

Answers:



Retrieve the template from page 18 or

download activity sheet here:
<https://bit.ly/2K2supz>



2.2 Who Will I Bring?

Instructions:

Draw the pet you want to bring to "Bring Your Pet To School" day and state one talent your pet has. Make sure you name your pet as well!

What students will learn:

Encouraging students to be creative in cultivating ideas!

Example:



Dear educators,

Your students' pets
can be based on their
real-life pets, or their
imaginary one!



INTERMEDIATE LEVEL

TIME



2.3 Sparky Fire

Instructions:

Create your own fire-breathing dragon, just like Sparky! Follow the steps provided.

What students will learn:

A fun arts and crafts activity where students get to create their very own Sparky.



Materials Needed:

1. Tissue rolls

2. Coloured tissue paper

3. Puff balls

4. Googly eyes

5. Paint

6. Brush

7. Glue

How to:



1 First, prepare all your materials.



2 Choose your desired colour and paint the toilet roll with a brush.



3 Next, cut strips of the coloured tissue papers.



4 Apply glue on the back of the googly eyes to be pasted on the puff balls and then stick the googly eyes puff balls on the toilet roll for the dragon's eyes.



5 To make the dragon's nose, stick two puff balls on the toilet roll.



6 Finally, stick the strips of tissue paper onto the inner part of the toilet roll where the mouth is. Blow into the other end of the tissue roll so you can recreate Sparky's fire!



3.1 Fire Away!

Instructions:

Separate students in smaller groups and discuss the uses of fire. Discuss your answers in the classroom.

What students will learn:

Discussing the importance of fire and precautions during a fire emergency.

Example:

Uses of Fire:

1. Heat or warmth.

Suggested Reason: Make us warm during winter or when we feel cold.

2. It leads the animal intruders away from your area.

Suggested Reason: Animals are scared of fire and they deem it to be dangerous.

3. It repels annoying insects.

Suggested Reason: Fire produces smoke and bugs hate smoke. This smoke will discourage many pesky insects from entering your area.

4. For cooking.

Suggested Reason: Fire is a source of heat that can cook raw food.

5. As an alternative light source.

Suggested Reason: When you don't have electricity, lighting a candle is the next best alternative to see in the dark.

Dear educators,

See behind for this
template!



3.2 Clumsy Sparky

Instructions:

Divide students into smaller groups and discuss the questions below. You can ask each group to present their answers at the end of the discussion.

What students will learn:

A lesson on mindfulness and encouraging thought processes through discussions.

Q1.

What is clumsiness? Act it out.

Q2.

**Have you ever been clumsy before?
What happened?**

Q3.

**Write down one way you can be mindful
and improve.**



3.3 Pet Responsibilities

Instructions:

In separate groups, discuss these questions.

What students will learn:

Knowledge on how to take care of different pets.

Example:

Animals	Hamster	Dog	Cat	Tortoise	Fish	Parrot
Do	Change water from time to time	Give it time for exercise	Brush freely	Get chin and neck	Change filter cartridges once a month	Feed a wide variety of fresh fruits and veggies
Don't	Bath	Feed it chocolate	Overfeed it	Flip it	Place aquarium under sunlight	Use water or physical hitting as punishment
Favourite Food	Carrot	Peas and butter	Cooked meat	Kale	Worms	Fresh fruits
Things Needed	Replace bedding weekly	Toys	Litter box and scoop	A large tank	Aquarium	Cage

Retrieve the template from page 20 or

download activity sheet here:

<https://bit.ly/2FypGIB>

Stickers of Encouragement



Dear educators,

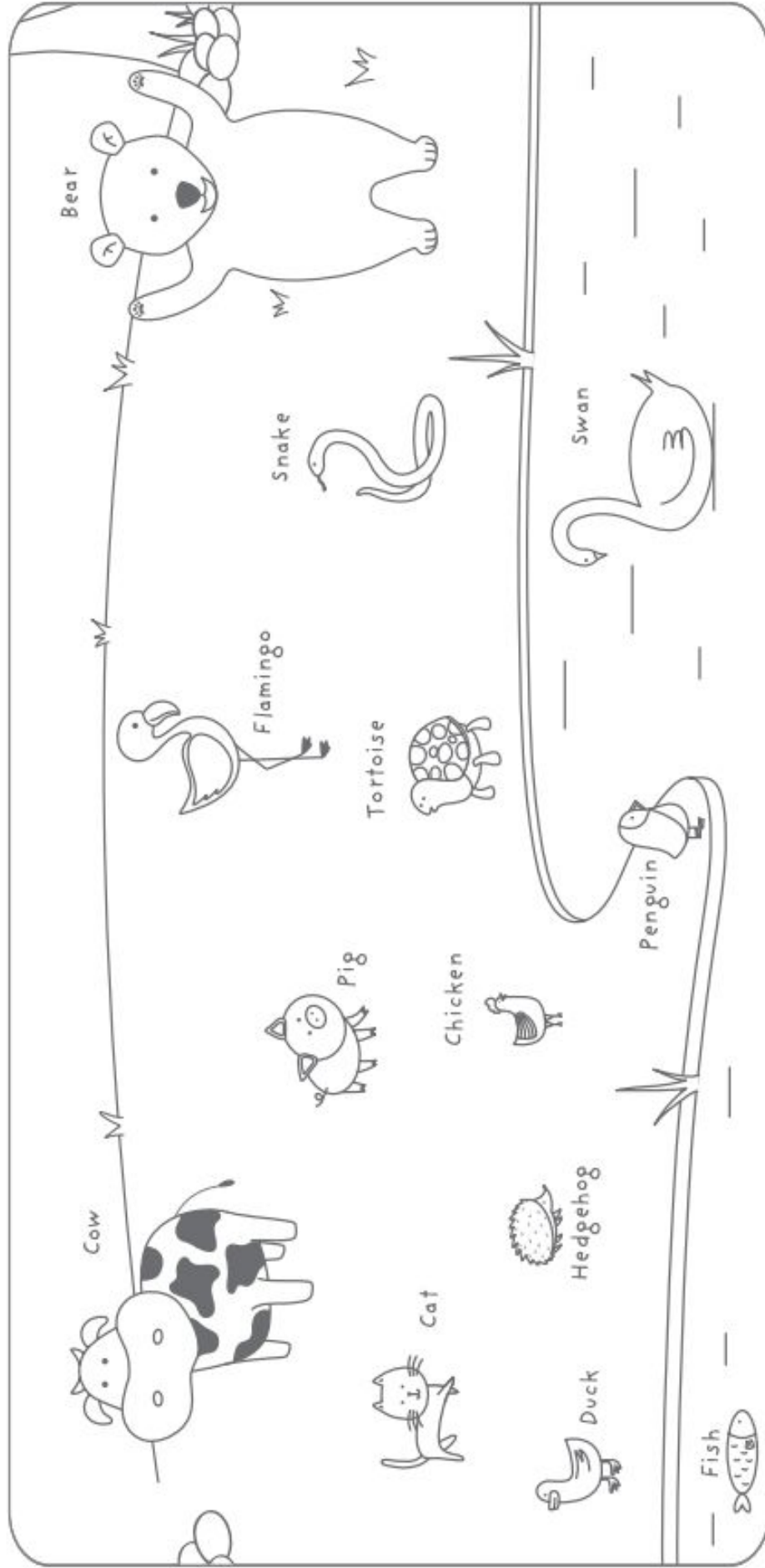
Stickers give students a sense of pride and accomplishment. Hand these out to them as a motivation booster with words like 'Good job!' or 'Keep it up!'.

This is a preview of stickers that will be distributed along with the book.

Name: _____

Class: _____

Instructions:
 Circle and colour the domestic animals that can be kept as pets
 pets compared to wild animals that cannot be kept as pets.



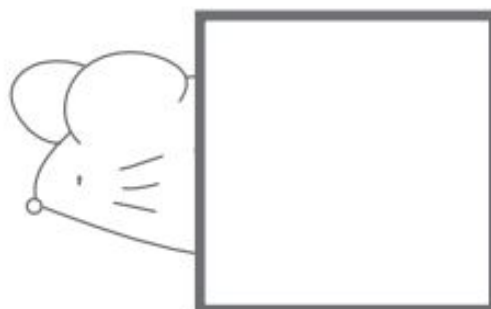



Name:

Class:

Instructions:

Draw the remaining X-rays for the animals.

Example:




Name:


Class:

Instructions:

Complete this word search puzzle containing all the different pets.



E	A	R	S	I	T	U	C	A	T
A	D	R	A	G	O	N	E	T	S
P	A	R	R	O	T	H	Y	F	B
Z	S	A	H	L	C	A	C	W	I
P	A	B	R	D	T	M	H	H	R
V	I	B	F	F	N	S	I	O	D
A	N	I	C	I	O	T	C	R	K
B	Y	T	A	S	Z	E	K	S	H
G	O	L	I	H	A	R	E	E	F
M	O	U	S	E	N	P	N	M	O



Name:

Class:

Instructions:

Discuss the uses and danger of fire. Discuss your answers in the classroom.



Uses of Fire

Example:

Heat or warmth

1. Makes us warm during winter or when we feel cold.

Name:

Class:

Instructions:

Discuss the table chart below among your team-mates.

Animals	Hamster	Dog	Cat	Tortoise	Fish	Parrot
Do						
Don't						
Favourite Food						
Things Needed						



**This guide serves to assist educators in
storytelling and activities in the classroom.**

Content therein is for internal circulation only. No form of duplication
or reproduction for any purposes is allowed on any grounds.

#InstillingValuesBeyondPages

