


For ages  
6 & up!



# A Fun Guide

## to Storytelling and Activities

This material is a non-profit initiative by Me Books Asia to empower educators and students. Strictly not for sale or promotional purposes.



Inspired by:

**The Great Sheep  
Shenanigans  
by Peter Bently**



Me Books

Fun reading  
starts here!





# Foreword

---

**Hello educators!**

**This serves as a storytelling and activity guide to make learning fun and interactive in the classroom. We want to inspire young learners by bringing stories to life.**

**We hope you and your students enjoy the contents of this guide just as much as we do!**

**Me Books Asia**



All Rights Reserved

This educational project is an initiative by Me Books Asia. No form of duplication and reproduction of the content therein the publication is allowed, exempting internal circulation for educational purposes within the grounds.



## OVERVIEW & PURPOSE

---

A tale of an old wolf's disguise in sheep's clothing.

## LEARNING OUTCOME

---

1. Teaches students to be their true authentic self.
2. Being cunning and shrewd has its consequences.
3. Highlighting facts about sheep.

# Contents

---

<b>Activities - during storytelling</b> .....	1
<b>Activities - post-storytelling</b> .....	5
<b>Novice</b> .....	6
Sheep Or Wolf? (10 Mins)	
Counting Sheep (10 Mins)	
Wolf's Clothings (10 Mins)	
<b>Intermediate</b> .....	8
You are Lou! (20 Mins)	
Baaaaaa....! (20 Mins)	
Sheep Mask (25 Mins)	
<b>Advanced</b> .....	12
Sheep Idioms (40 Mins)	
The Wolf's Shenanigans (40 Mins)	
How Do I Eat? (40 Mins)	



# **ACTIVITIES**

## **- during storytelling**




**Engaging children with creative play and questions that involve participation throughout the process.**

- 1 **What is Rambo the Ram wearing on his hands?**  
(Answer: Boxing gloves!)



- 2 **Why did the bees go after Lou the wolf?**  
(Answer: Because he disturbed their nest on the tree!)





3

**What colour is the wool? (Answer: White!)**

\*Note: if you have wool you can also pass it around class so the students can feel it



4

**How many lambs did Lou see? (Answer: 3!)**



5

**Where did Rambo the Ram kick Lou?**

(Answer: His derriere a.k.a his buttocks!)





# ACTIVITIES

## - post-storytelling



**Each level is based on the difficulty of the activity and approximately how long each activity will take.**



# 1.1 Sheep Or Wolf?


Instructions:

Find the wolf in sheep's clothing!  
Colour it in.

What students will learn:

Trains cognitive learning processes and reinforced learning in visual search.

Answers:



Retrieve the template from page 15 or

download activity sheet here:  
<https://bit.ly/2TD2epn>

# 1.2 Counting Sheep

Instructions:

Colour the sheep according to the answer you give!

What students will learn:

Practicing mathematical addition in a fun way.

Example:

1.  $2+2 = 4$

2.  $5+3 = 8$

3.  $4+1 = 5$

4.  $5+4 = 9$

Retrieve the template from page 16 or

download activity sheet here:  
<https://bit.ly/2TD2epn>





## 2.1 You are Lou!

### Instructions:

**Create your very own wolf in sheep's clothing in this arts and crafts activity.**

### What students will learn:

Encourage creativity and imagination, relating to the character in the story.



### How to:

To begin this project, simply prepare a piece of blank paper, pencil, liquid glue and coloured cotton puffs.

First, draw the shape of a fox on the paper. Next, use liquid glue to stick the coloured cotton puffs on the body of the fox. Finally, fill the fox's body with the puffs until there's no more space.



## 2.2 Baaaaaaa....!


### Instructions:

What do we call these animals? Write the correct noun for each animal.

### What students will learn:

Finding out the names of males, females, and young animals.

### Answers:



Retrieve the template from page 18 or

download activity sheet here:  
<https://bit.ly/2TD2epn>



## 2.3 Sheep Mask

### Instructions:

Get ready your materials and follow the pictorial instructions.

#### What students will learn:

A fun arts and crafts for students to recreate their own version of being a wolf in sheep's clothing... in this case, mask!



### Materials Needed:

1. Cardboard ring
2. White or black paper
3. Pencil
4. Glue



## How to:



- 1** First, prepare all your materials.



- 2** Next, cut the paper into small rectangular strips of about 10cm each. Grip one end of the paper and slide the pencil from the gripped end to the outer end until the paper curls!



- 3** Next, use a glue stick to apply some glue on the gripped flat end of the paper.



- 4** Stick the paper on top of the cardboard. Fill the empty spaces with the curled paper. Finally, you have your very own sheep mask!



## 3.1 Sheep Idioms

### Instructions:

Find out the meaning for each sheep related idiom and create a sentence.

### What students will learn:

Gathering information about different idioms related to sheep and expanding students' English vocabulary.

### Answers:

#### 1. Count sheep

Meaning: A repetitive and monotonous exercise to eventually fall asleep.

Sentence: I couldn't sleep so I decided to count sheep until I slept off.

#### 2. A wolf in sheep's clothing

Meaning: A person who appears harmless but is actually bad.

Sentence: That young man seemed very nice but little did everyone know, he was a wolf in sheep's clothing who cheated others of their money.

#### 3. Black sheep

Meaning: Someone who doesn't fit in with other members of the family, group or organization.

Sentence: Adam was the black sheep because everyone in his family had red hair except for him.

#### 4. Cast a sheep's eye

Meaning: To give a sideways glance or a suspicious look.

Sentence: Lily cast a sheep's eye at me when I complimented her outfit, but I really did think that she looked nice!

Retrieve the template from page 19 or

download activity sheet here:  
<https://bit.ly/2TD2epn>



### 3.2 The Wolf's Shenanigans

**Instructions:**

**Divide students into smaller groups and discuss these questions based on the story.**

What students will learn:

Promote critical thinking and reinforced learning in students.

**Q1.**

**Why did the wolf want to go near the sheep?**

Suggested answer: To eat the sheep for his lamb meal!

**Q2.**

**Like the wolf in disguise, why do we feel the need to disguise ourselves whenever we do something wrong?**

Suggested answers: Feeling guilty about what we've done, feeling shy about it, not wanting people to find out.

**Q3.**

**What is an alternative to trying to disguise yourself?**

Suggested answers: Asking adults or people first before taking action, being honest.

### 3.3 How Do I Eat?




**Instructions:**

**What does it mean to be carnivores, omnivores and herbivores? Give the meaning of these terms and draw the character in the story that belongs to each category.**

What students will learn:

Defining scientific terms (carnivore, omnivore and herbivore) and identifying the animals in each category.

**Answers:**

<b>Carnivore</b>	Meaning of the word <i>Meat eater</i>	Draw a character 
<b>Herbivore</b>	Meaning of the word <i>Only eats plants</i>	Draw a character 
<b>Omnivore</b>	Meaning of the word <i>Eats both meat and plants</i>	Draw a character 

Retrieve the template from page 20 or

download activity sheet here:  
<https://bit.ly/2TD2epn>

# Stickers of Encouragement



## Dear educators,


Stickers give students a sense of pride and accomplishment. Hand these out to them as a motivation booster with words like 'Good job!' or 'Keep it up!'.

This is a preview of stickers that will be distributed along with the book.

Name:

Class:

**Instructions:**  
Find the wolf in sheep's clothing! Colour it in.



Name:

Class:


Instructions:

Colour the sheep according to the answer you give!

**1.  $2+2 =$**




**2.  $5+3 =$**



**3.  $4+1 =$**



**4.  $5+4 =$**




Name:

Class:

**Instructions:**

Arrange Wolf's clothing throughout the story.



Name:

Class:

**Instructions:**

What do we call these animals? Write the correct noun for each animal.

**I'm a male sheep.  
What am I called?**



**I'm a female sheep.  
What am I called?**



**I'm a young sheep.  
What am I called?**





Name:

Class:

**Instructions:**

Find out the meaning for each sheep related idiom and create a sentence.

**1. Count sheep**

Meaning: \_\_\_\_\_

Sentence: \_\_\_\_\_

\_\_\_\_\_

**2. A wolf in sheep's clothing**

Meaning: \_\_\_\_\_

Sentence: \_\_\_\_\_

\_\_\_\_\_

**3. Black sheep**

Meaning: \_\_\_\_\_

Sentence: \_\_\_\_\_

\_\_\_\_\_

**4. Cast a sheep's eye**

Meaning: \_\_\_\_\_

Sentence: \_\_\_\_\_

\_\_\_\_\_

Name:

Class:

**Instructions:**

Find out the meaning for each sheep related idioms and create a sentence out of these idioms.

<b>Carnivore</b>	<b>Meaning of the word</b>	<b>Draw a character</b>
<b>Herbivore</b>	<b>Meaning of the word</b>	<b>Draw a character</b>
<b>Omnivore</b>	<b>Meaning of the word</b>	<b>Draw a character</b>





**This guide serves to assist educators in  
storytelling and activities in the classroom.**

Content therein is for internal circulation only. No form of duplication  
or reproduction for any purposes is allowed on any grounds.

**#InstillingValuesBeyondPages**

