

For ages  
6 & up!



# A Fun Guide

## to Storytelling and Activities

This material is a non-profit initiative by Me Books Asia to empower educators and students. Strictly not for sale or promotional purposes.




Inspired by:

**The Lonely Crow**  
by Mike Miles



Me Books

Fun reading  
starts here!





# Foreword

---

**Hello educators!**

**This serves as a storytelling and activity guide to make learning fun and interactive in the classroom. We want to inspire young learners by bringing stories to life.**

**We hope you and your students enjoy the contents of this guide just as much as we do!**

**Me Books Asia**



All Rights Reserved

This educational project is an initiative by Me Books Asia. No form of duplication and reproduction of the content therein the publication is allowed, exempting internal circulation for educational purposes within the grounds.



## OVERVIEW & PURPOSE

---

Promotes the value of friendship and helping each other out. Teaches students the good that comes out of being inclusive and not leaving someone out based on differences.

## LEARNING OUTCOME

---

1. Celebrates friendship and inclusivity.
2. Sheds light on the characteristics of certain animals.
3. A discovery of where certain animals live.

# Contents

<b>Activities - during storytelling</b> .....	1
<b>Activities - post-storytelling</b> .....	5
<b>Novice</b> .....	6
Colour Me Animal! (10 Mins)	
Where Do I Live? (10 Mins)	
Kraw! (20 Mins)	
<b>Intermediate</b> .....	10
Do You Know Jake? (20 Mins)	
What Are Those?! (20 Mins)	
Word Up (20 Mins)	
<b>Advanced</b> .....	12
Fill in the Blanks (40 Mins)	
Arrr! (40 Mins)	
Best Friend (40 Mins)	



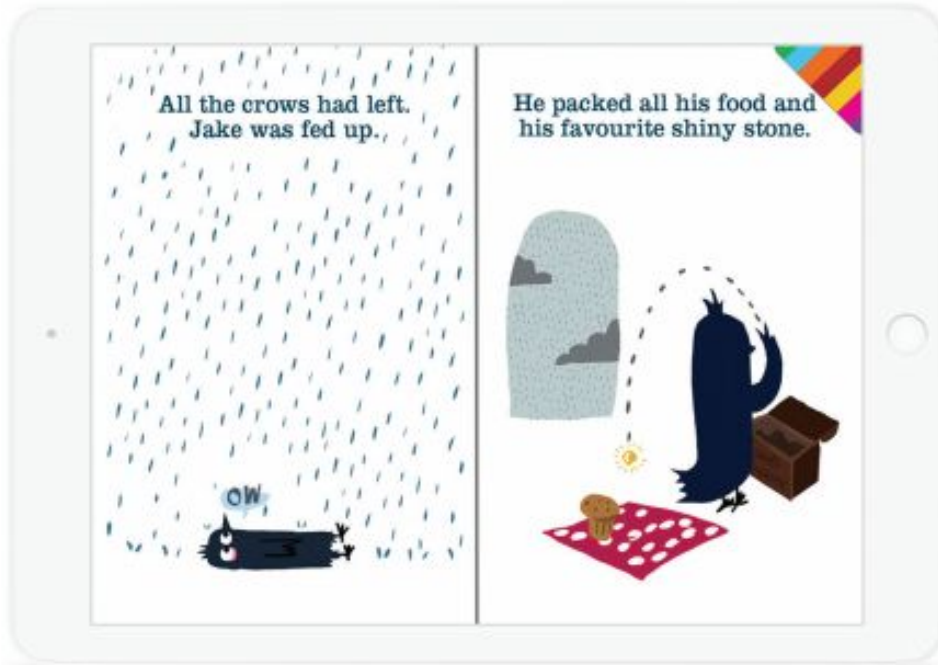
# **ACTIVITIES**

## **- during storytelling**

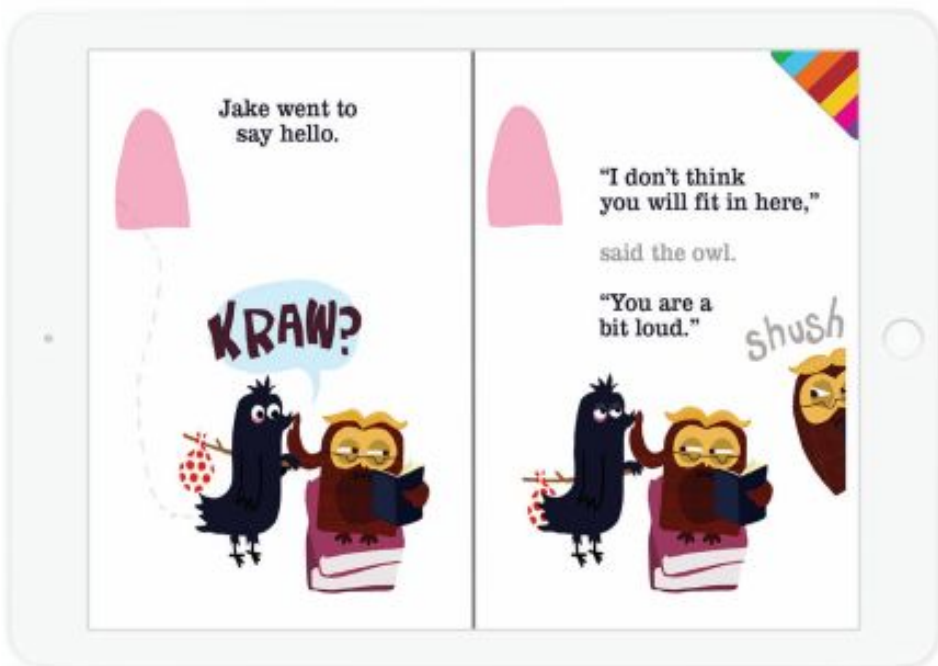


**Engaging children with creative play and questions that involve participation throughout the process.**

- 1 Ask students what Jake packed in his bindle.  
(Answer: muffin and a gold tooth)



- 2 What colour is the Owl?





3 What is the colour of the Bat?



4 Make crow sounds every time Jake says KRAW!



5 Say ARRR!!! like a pirate!





# ACTIVITIES

## - post-storytelling



The levels are based on the difficulty and time length of each activity.



NOVICE LEVEL

TIME




## 1.1 Colour Me Animal!

Instructions:

Use coloured pencils or crayons for this colouring activity.

What students will learn:

Teaches hand-eye coordination to colour within the lines and expression of students' individual creativity.



Retrieve the template from page 15, 16, 17 and 18 or

download activity sheet here:  
<https://goo.gl/BmsJmB>





NOVICE LEVEL

TIME



INDIVIDUAL

## 1.2 Where Do I Live?

### Instructions:

Follow the lines so the animals can go to the correct homes! Use different coloured pencils for each line.

### What students will learn:

Builds students' concentration while learning about the different animal habitats.



Retrieve the template from page 19 or

download activity sheet here:  
<https://goo.gl/BmsJm8>



NOVICE LEVEL

TIME



## 1.3 Kraw!

### Instructions:

**Make a crow just like Jake. Follow the instructions below.**

### What students will learn:

An enjoyable activity for students to make their own crow, just like in the story!



### Materials Needed:

1. Empty toilet roll
2. Paint
3. Paint brushes
4. Coloured papers
5. Scissors
6. Glue
7. Ribbon
8. Hole Puncher

## How to:



**1** Get your materials ready!



**2** Imagine your pet parrot. What colour will it be?  
Paint it on the toilet roll!



**3** Cut eyes, nose and colourful feathers for your parrot.



**4** Glue them on!



**5** Punch two holes on each side at the bottom and attach a string through the holes.



**6** Tie it around your wrist. Your imagination has been brought to life!



## 2.1 Do You Know Jake?

Instructions:

Circle the correct answers below.

What students will learn:

Trains students to pay attention to details and improves their vocabulary.

Answers:

- 1. Jake couldn't fly. ----- TRUE/~~FALSE~~
- 2. Jake loves high fives. ----- ~~TRUE~~/FALSE
- 3. Jake doesn't look like ----- TRUE/~~FALSE~~  
the other crows.
- 4. Jake has many friends. ----- TRUE/~~FALSE~~
- 5. Jake hates worms. ----- TRUE/~~FALSE~~
- 6. Jake is brown in colour. ----- TRUE/~~FALSE~~
- 7. Jake has a beak. ----- ~~TRUE~~/FALSE
- 8. Jake doesn't give up easily. ----- ~~TRUE~~/FALSE

Retrieve the template from page 20 or

download activity sheet here:  
<https://goo.gl/BmsJmB>

## 2.2 What Are Those?!

Instructions:

Draw out the characters according to the words given.

What students will learn:

Learn to interpret words by drawing their own idea of each character.

Seagull	Owl
Bat	Crow

Retrieve the template from page 21 or

download activity sheet here:  
<https://goo.gl/BmsJmB>



## 2.3 Word Up

### Instructions:

Find and circle all of the words that are hidden in the grid. The words may be hidden in any direction.

### What students will learn:

Increase students' emphasis in vocabulary, by highlighting the words used in the story.

### Example:

S S S T Y C W S U S N N C T J  
D S S O N K W O E X A E A R J  
P S S V K J L T Q A Q G E G T  
Q S S C J B R U D D S N R C J  
J O L X A M N H L V R I N H A  
I G C Y V C B E L E W L H U I  
J X J O A Z Y F F N H K T R O  
E Y M V F W Y S N T J C F C W  
K Z E B J D O C N U O U P H X  
H M L S K H H K R R U B Y F Z  
V X F Y R C C K E E R H P S X  
E E E H N I I Z A N N S S U I  
A H T P I R A T E L E A M M Z  
M O Q F S E O C S I Y W K H I  
L A R F Q X G W C F J S R K I

- Stick       Journey  
 Awoken       Pirate  
 Adventure       Swashbuckling  
 Cave

### Dear educators,

The estimated time  
for each activity is 20  
minutes. Feel free to hand  
these sheets out one at a  
time or all at once!

Retrieve the template from page 22 or

download activity sheet here:  
<https://goo.gl/BmsJmB>



or



GROUP WORK

## 3.1 Fill In The Blanks

### Instructions:

Fill in the blanks and make your own story!  
Hints are given as a guide.

What students will learn:

Enhances strength in vocabulary by relating to the story of The Lonely Crow.

### Answers:

Jake was a terrified crow. He looked like all the  
(feeling)  
other crows. He liked flowers and loved hamburgers,  
(object) (food)  
but he just couldn't find a best friend. So, he quickly  
went and pack. He packed a lunch box and his favourite  
(object)  
toy. Jake flapped and flew until he saw a tiger  
(object) (animal)  
in a city. Jake went to say hello but they replied:  
(place)  
"you are not welcomed here". He didn't give  
up. He continued his journey and saw a giraffe  
(animal)  
in a cave. Again, Jake went and said hello but  
(place)  
all the giraffes wanted was Jake's toy.  
(animal) (object)  
When Jake woke up, he realised he had fallen asleep on  
a airplane next to a pilot! They  
(place) (person)  
became best friends and went on adventures in a  
spaceship.  
(vehicle)

### Dear educators,

Encourage students to be  
as creative as they want to  
be in filling up the blanks!  
Then, ask them to read  
aloud to the class.

Retrieve the template from page 23 or

download activity sheet here:  
<https://goo.gl/BmsJmB>




## 3.2 Arrr!

### Instructions:

**Draw your dream pirate ship, with pirates, crows and maybe even your own treasure chest!**

#### What students will learn:

Gives students the freedom of expression to let their creative ideas flow!



#### For example:

This is Zinger. It is orange in colour and it is special because it has the largest waterpark and the nicest food on earth!

Retrieve the template from page 24 or

download activity sheet here:  
<https://goo.gl/BmsJmB>

## 3.3 Best Friend

### Instructions:

**Ask and discuss these questions with students.**

#### What students will learn:

Teaches public speaking skills as students explain to the class.

#### Q1.

#### Do you have a best friend?

Remind students that their best friends can be anyone - their parents or even pets!

#### Q2.

#### Who is your best friend?

#### Q3.

#### Describe your best friend.

#### Q4.

#### What activities do you like to do together?

# Stickers of Encouragement

**Dear educators,**

Stickers give students a sense of pride and accomplishment. Hand these out to them as a motivation booster with words like 'Good job!' or 'Keep it up!'.



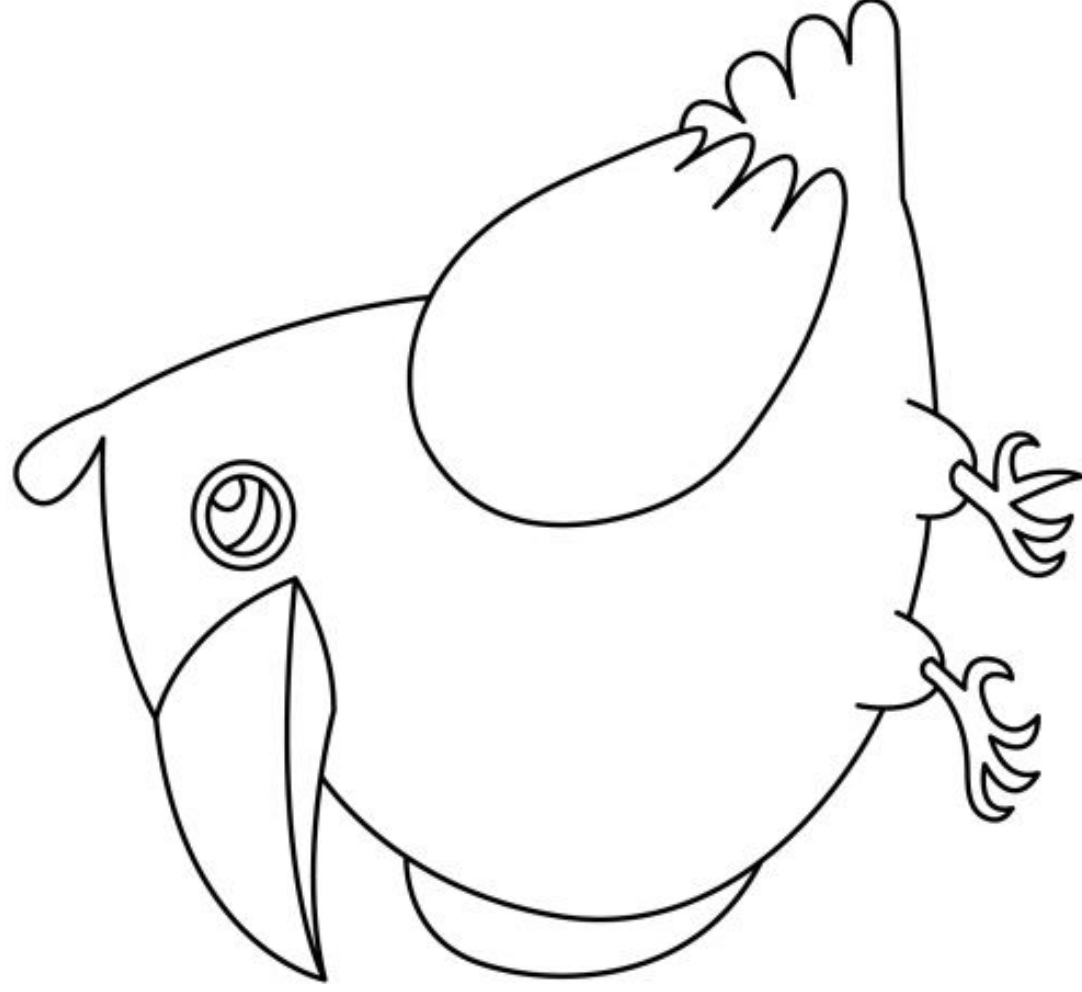
**This is a preview of stickers that will be distributed along with the book.**

Name:

Class:

**Instructions:**

Use coloured pencils or crayons for this colouring activity.




Name:

Class:

**Instructions:**

Use coloured pencils or crayons for this colouring activity.




Name:

Class:

**Instructions:**

Use coloured pencils or crayons for this colouring activity.




Name:

Class:

**Instructions:**

Use coloured pencils or crayons for this colouring activity.





Name:

Class:

**Instructions:**

Follow the lines so the animals can go to the correct homes! Use different coloured pencils for each line.



Name:

Class:

Instructions: Circle the correct answers below.

1. Jake couldn't fly. .... TRUE/FALSE

2. Jake loves high fives. .... TRUE/FALSE

3. Jake doesn't look like ..... TRUE/FALSE  
the other crows.

4. Jake has many friends. .... TRUE/FALSE

5. Jake hates worms. .... TRUE/FALSE

6. Jake is brown in colour. .... TRUE/FALSE

7. Jake has a beak. .... TRUE/FALSE

8. Jake doesn't give up easily. .... TRUE/FALSE

Name:

Class:

**Instructions:** Draw out the characters according to the words given.

Seagull

Owl

Bat

Crow

Name:

Class:

**Instructions:** Find and circle all of the words that are hidden in the grid. The words may be hidden in any direction.

S S S T Y C W S U S N N C T J  
D S S O N K W O E X A E A R J  
P S S V K J L T Q A Q G E G T  
Q S S C J B R U D D S N R C J  
J O L X A M N H L V R I N H A  
I G C Y V C B E L E W L H U I  
J X J O A Z Y F F N H K T R O  
E Y M V F W Y S N T J C F C W  
K Z E B J D O C N U O U P H X  
H M L S K H H K R R U B Y F Z  
V X F Y R C C K E E R H P S X  
E E E H N I I Z A N N S S U I  
A H T P I R A T E L E A M M Z  
M O Q F S E O C S I Y W K H I  
L A R F Q X G W C F J S R K I

- 
- Stick                       Journey  
 Awoken                     Pirate  
 Adventure                 Swashbuckling  
 Cave

Name:

Class:

**Instructions:** Fill in the blanks and make your own story!  
Hints are given as a guide.

**Jake was a \_\_\_\_\_ crow. He looked like all the**  
(feeling)  
**other crows. He liked \_\_\_\_\_ and loved \_\_\_\_\_,**  
(object) (food)  
**but he just couldn't find a best friend. So, he quickly**  
**went and pack. He packed a \_\_\_\_\_ and his favourite**  
(object)  
**\_\_\_\_\_.** Jake flapped and flew until he saw a \_\_\_\_\_  
(object) (animal)  
**in a \_\_\_\_\_.** Jake went to say hello but they replied:  
(place)  
**"\_\_\_\_\_". He didn't give**  
**up. He continued his journey and saw a \_\_\_\_\_**  
(animal)  
**in a \_\_\_\_\_.** Again, Jake went and said hello but  
(place)  
**all the \_\_\_\_\_ wanted was Jake's \_\_\_\_\_.**  
(animal) (object)  
**When Jake woke up, he realised he had fallen asleep on**  
**a \_\_\_\_\_ next to a \_\_\_\_\_!** They  
(place) (person)  
**became best friends and went on adventures in a**  
**\_\_\_\_\_.**  
(vehicle)



Name:

Class:

**Instructions:**

Draw your dream pirate ship, with pirates, crows and maybe even your own treasure chest!



This is \_\_\_\_\_ . It is \_\_\_\_\_ in colour and it is special because \_\_\_\_\_  
(ship's name) (colour)

\_\_\_\_\_ .





**This guide serves to assist educators in  
storytelling and activities in the classroom.**

Content therein is for internal circulation only. No form of duplication  
or reproduction for any purposes is allowed on any grounds.

**#InstillingValuesBeyondPages**



